



CRAFTED UNIQUELY



EDITION-2019

by **MOULD**
WOODEN STRIP
200x1200MM



by **MOULD**
WOODEN STRIP

EXCLUSIVE SERIES

Look deep into nature, and then you will understand the art of living better. This collection proves that just living is not enough, one must consider the charm of nature for uplifting the character of their space.

Graphite
01

Appricot
05

Latina
09

Larch
33

Linum
35

Hickory
35

Rotten
15

Cinnamon
19

Royal
23

Venue
37

Wenge
39

Vintage
41

Castelo
27

Mountain
29

Karvel
31

Jack, Fossil
& Lucent
43

Chestnut
& Copper
45



GRAPHITE HONEY



GRAPHITE WHITE

200 x BY
1200 MOULD



GET **DRENCHED**
IN CHARISMA

GRAPHITE WHITE



GRAPHITE GRIS



GRAPHITE HONEY





GRAPHITE BEIGE



GRAPHITE BROWN

200 x BY
1200 MOULD



GRAPHITE BROWN



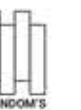
GRAPHITE COPPER ORANGE



GRAPHITE BEIGE



GRAPHITE BLACK





APRICOT WHITE



APRICOT BEIGE

200 x BY
1200 MOULD



BECOME ONE
WITH **SUPREME** MAGNIFICENCE

APRICOT BEIGE



APRICOT BROWN



APRICOT WHITE





APRICOT GRIS



APRICOT COPPER

200 x BY
1200 MOULD



CATCH THE
BEST OF PANACHE

APRICOT HONEY



APRICOT GRIS



APRICOT COPPER





LATINE BEIGE



LATINE AVORIO

200 x BY
1200 MOULD



CAPTIVATE
PRICELESS MOMENTS OF POISE

LATINE AVORIO



LATINA BEIGE



LATINA NATURAL





200 x BY
1200 MOULD




GRANDEUR
IS HERE TO WOO YOU

LATINA BROWN



LATINA HONEY



LATINA CREMA





200 x BY
1200 MOULD



EXPERIENCE
THE BEST OF **GRANDIOSITY**

LATINA WHITE



LATINA MIELE



LATINA TORTORA





ROTTEN BLACK

200 x BY
1200 MOULD

REGAL **STYLE**
CHOICE YOU SHOULD MAKE

ROTTEN BEIGE



ROTTEN BLACK



ROTTEN BROWN





ROTTEN HONEY



ROTTEN GRIGIO

200 x BY
1200 MOULD



ADD THE ART
OF NATURAL PERFECTION.

ROTTEN GRIGIO



ROTTEN HONEY





CINNAMON BROWN

200 x BY
1200 MOULD



LET'S MAKE IT
SIMPLE & YET **SIGNIFICANT.**

CINNAMON TORTORA



CINNAMON BROWN

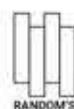


CINNAMON HONEY





CINNAMON ROVER



200 x BY
1200 MOULD



CINNAMON COFFEE



CINNAMON WHITE



CINNAMON WHITE



ROYAL GRIGIO



ROYAL BEIGE

200 x BY
1200 MOULD



WORK UP ON THE
REFINEMENT OF YOUR PLACE

ROYAL BEIGE



ROYAL BROWN



ROYAL GRIGIO





ROYAL COPPER PENUET

200 x BY
1200 MOULD



ROYAL ALMOND



ROYAL COPPER PENUET



ROYAL HONEY



ROYAL BONE



200 x BY
1200 MOULD



CASTELO BEIGE



CASTELO BROWN



CASTELO HONEY



CASTELO SLATE



CASTELO BEIGE



CASTELO BEIGE



200 x BY
1200 MOULD

MOUNTAIN GRIS



MOUNTAIN HONEY



MOUNTAIN BROWN



MAOUTAIN CAFFE





KARVEL WENGE

200 x BY
1200 MOULD



KARVEL BEIGE



KARVEL MINT



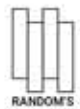
KARVEL COPPER ORANGE



KARVEL WENGE



KARVEL MINT





LARCH COPPER

200 x BY
1200 MOULD



LARCH WHITE



LARCH BEIGE




LARCH BROWN



LARCH COPPER



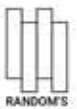


LUNUM CAFE

LINUM BEIGE



LUNUM CAFE



200 x BY
1200 MOULD



TAKING HOMES
A STEP FURTHER

HICKORY NATURAL



HICKORY NATURAL

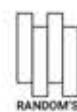


VENUE BEIGE

VENUE BEIGE



VENUE BROWN



200 x BY
1200 MOULD



VENUE GRIS



VENUE WHITE



VENUE WHITE



200 x BY
1200 MOULD



IT'S TIME TO PLEASE
YOUR SIGHT **ENDLESSLY**

WENGE RASPRERRY



WENGE CINNAMON



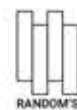
WENGE HAZEL





VINTAGE WHITE

VINTAGE WHITE



200 x BY
1200 MOULD



VINTAGE GREY



VINTAGE GREY



JACK PINE

200 x BY
1200 MOULD



ADD THE ART
OF NATURAL PERFECTION.

JACK PINE



FOSSIL JAVA COFFEE



LUCENT JAVA BEIGE





COPPER BONNY

200 x BY
1200 MOULD



BRING YOUR
VISIONS TO REALITY

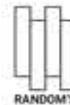

CHESTNUT JAVA BROWN



COPPER BONNY



COPPER TUSCANY



**TECHNICAL
SPECIFICATION**

CHARACTERISTIC	STANDARD AS PER ISO-13006 / En14411 GROUP B1a		TEST METHOD
REGULATORY PROPERTIES			
Deviation in length & width	± 0.5%	± 0.3%	ISO - 10545-2
Deviation in thickness	±0.5%	±4.0%	ISO-10545-2
Straightness in side	±0.5%	±0.1%	ISO-10545-2
Rectangularity	± 0.5%	± 0.1%	ISO-10545-2
Surface flatness	± 0.5%	± 0.2%	ISO-10545-2
Color difference	Unfiternd	No change	ISO-10545-16
Glossiness	As per mfg.	Min 90%	GLOSSO METER
STRUCTURAL PROPERTIES			
Water absorption	< 0.50%	< 0.05%	ISO-10545-3
Apparent density	> 2.0 g/cc	> 2.10 g/cc	DIN 51082
MASSIVE MECHANICAL PROPERTIES			
Modulus of repture	Min. 35 N/mm ²	Min. 40 N/mm ²	ISO-10545-4
Breaking strength	Min. 1300 N	Min. 1800 N	ISO-10545-4
Impact resistance	As per mfg.	Min. 0.55	ISO-10545-5
SURFACE MECHANICAL PROPERTIES			
Resistance to surface abrasion (PEI Rating)	As per mfg.	Class 4	ISO-10545-7
MOH's hardness	As per mfg.	Min 5	EN 101
THERMO HYGROMRTRIC PROPERTIES			
Frost resistance	No damage	No damage	ISO-10545-12
Thermal shock resistance	No damage	No damage	ISO-10545-9
Moisture expansion	Nil	Nil	ISO-10545-10
Thermal expansion (COE)	Max. 9.0x10 ⁻⁶	Max. 6.5x10 ⁻⁶	ISO-10545-8
Crazing resistance	As per mfg.	Min 10 Cycle	ISO-10545-11
CHEMICAL PROPERTIES			
Chemical resistance	No damage	No damage	ISO-10545-13
Stain resistance	Min. Class 3	Class 5	ISO-10545-14
SEFETY PROPERTIES			
Slip resistance	As per mfg.	> 0.40	ISO-10545-17
Fire resistance	As per mfg.	Fireproof	N.A.
Lead & Cafmium given off by glazes tiles	As per mfg.	Does not yield Pb & Cd	ISO-10545-15

